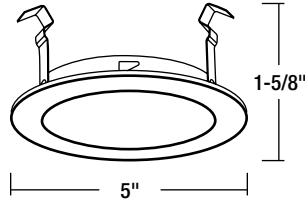


**NS-26  
Frosted Flat Lens with Metal Trim**

**TRIM DIMENSIONS**



Trim OD: 5"  
Height: 1-5/8"

**FEATURES**

- Trim**  
High grade frosted flat lens attached to metal trim.
- Mounting**  
Trim includes three trim clips that securely mount trim in housing.
- Compatible Housings**  
Compatible with Line Voltage housings.  
See individual specification sheets for more information.

- Lamp**  
Line Voltage  
50W R20/PAR20 Max. (NS-401QAT; NSIC-401QAT; NSR-404QAT)

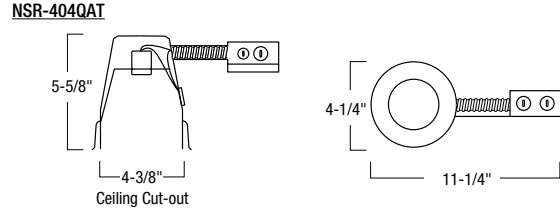
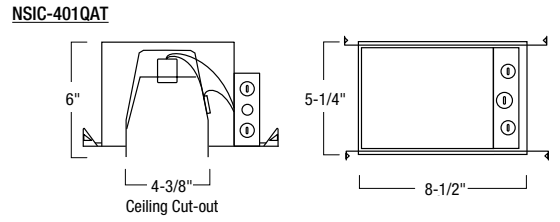
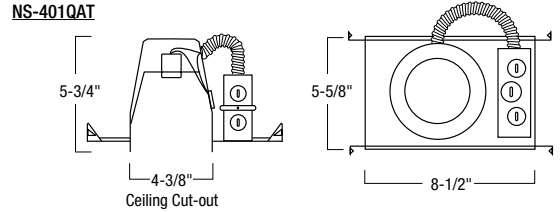
- Labels and Listings**  
cULus Listed for Wet Location when used with compatible housing.

**Frosted Flat Lens with Metal Trim**

- NS-26B: Frosted Flat Lens with Black Metal Trim
- NS-26BZ: Frosted Flat Lens with Bronze Metal Trim
- NS-26C: Frosted Flat Lens with Chrome Metal Trim
- NS-26CO: Frosted Flat Lens with Copper Metal Trim
- NS-26G: Frosted Flat Lens with Gold Metal Trim
- NS-26N: Frosted Flat Lens with Natural Metal Trim
- NS-26W: Frosted Flat Lens with White Metal Trim

Type \_\_\_\_\_  
 Project \_\_\_\_\_  
 Catalog No. \_\_\_\_\_  
 Lamp/Wattage \_\_\_\_\_

**HOUSING DIMENSIONS**



**Compatible Housings**

LINE VOLTAGE			
Item Number	Installation Type	Lamp	Dimensions
<input type="checkbox"/> NS-401QAT	Non-IC Air-Tight New Const.	50W R/PAR20	W: 5-5/8" L: 8-1/2" H: 5-5/8"
<input type="checkbox"/> NSIC-401QAT	IC Air-Tight New Construction	50W R/PAR20	W: 5-1/4" L: 8-1/2" H: 6-3/8"
<input type="checkbox"/> NSR-404QAT	Non-IC Air-Tight Remodel	50W R/PAR20	W: 4-1/4" L: 11-1/4" H: 5-5/8"