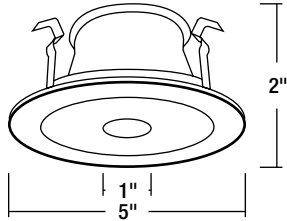


**NS-45
Metal Trim with 1" Pinhole**

TRIM DIMENSIONS



Trim OD: 5"
Aperture: 1"
Height: 2"

FEATURES

Trim

Metal trim with 1" pinhole. Adjustable ring allows lamp to be mounted on top of the trim and adjustable up to 15°.

Mounting

Trim includes three trim clips that securely mount trim in housing. Remove socket from plate and mount directly onto adjustable ring.

Compatible Housings

Compatible with Line Voltage housings.
See individual specification sheets for more information.

Lamp

Line Voltage

50W R20/PAR20 Max. (NS-401QAT; NSIC-401QAT; NSR-404QAT)

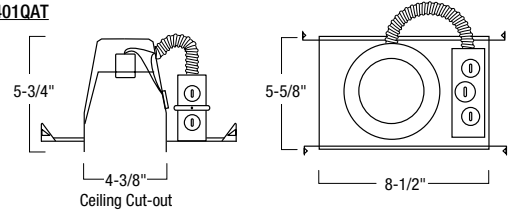
Labels and Listings

cULus Listed for Damp Location when used with compatible housing.

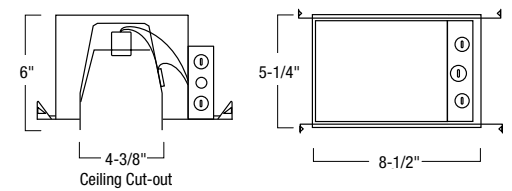
Type
Project
Catalog No.
Lamp/Wattage

HOUSING DIMENSIONS

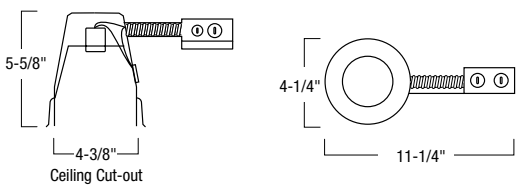
NS-401QAT



NSIC-401QAT



NSR-404QAT



Metal Trim with 1" Pinhole

- NS-45: White Metal Trim with 1" Pinhole
- NS-45B: Black Metal Trim with 1" Pinhole
- NS-45BZ: Bronze Metal Trim with 1" Pinhole
- NS-45CO: Copper Metal Trim with 1" Pinhole
- NS-45N: Natural Metal Trim with 1" Pinhole

Compatible Housings

LINE VOLTAGE			
Item Number	Installation Type	Lamp	Dimensions
<input type="checkbox"/> NS-401QAT	Non-IC Air-Tight New Const.	50W R/PAR20	W: 5-5/8" L: 8-1/2" H: 5-5/8"
<input type="checkbox"/> NSIC-401QAT	IC Air-Tight New Construction	50W R/PAR20	W: 5-1/4" L: 8-1/2" H: 6-3/8"
<input type="checkbox"/> NSR-404QAT	Non-IC Air-Tight Remodel	50W R/PAR20	W: 4-1/4" L: 11-1/4" H: 5-5/8"