

NT-300 and NT-2300 Series

Single and Dual Circuit Track System

PRODUCT DESCRIPTION

Low profile, extruded aluminum track with 20-Amp rated flat, solid integral conductors. Variety of connectors and accessory parts available.

NOTE: Nora Track is not approved for use with remote transformers. Low voltage fixtures required a transformer for each fixture, can be purchased as a separate item or a fixture with transformer included.

CONSTRUCTION

Extrusion: 0.030 die cast aluminum construction with 0.045 PVC insulators holding 12-gauge flat conductor wiring. Polarity groove is located on face of track to indicate location of grounding conductor

Polarity Groove: Each track section includes a groove on the surface of the extrusion. This groove must be continuous throughout the track run. Track heads also have a polarity groove, which must coincide with the track's polarity groove.

MOUNTING

The track may be surface, stem, or cable mounted. All lengths can be field cut. Surface mounting hardware included with each track section.

COMPATIBILITY

Nora track system is compatible with Halo, Catalina, Hampton Bay, Halo-Edison, or any other brand configured to Halo 3-wire track configuration.

Note: Wands and monopoint canopies are generally not compatible with other manufacturers.

DIMMING

Nora track may be dimmed with any approved incandescent, magnetic low voltage, or electronic low voltage controls, depending on the track fixtures being used. If using two dimming switches on NT-2300 two-circuit track, only apply a single phase neutral to the shared common wire on the track rail. Do not attempt to use 3-way or multi-phase neutral if dimming.

ELECTRICAL

Voltage: 120V 60Hz

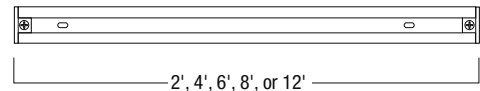
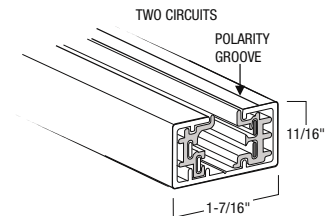
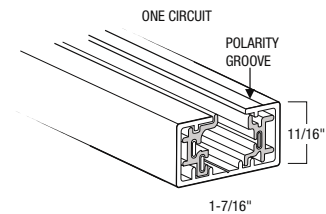
Wattage: 2400W each circuit

LISTING

cULus Listed for indoor, dry locations



PRODUCT IMAGES AND DIMENSIONS



One-Circuit Track

Length	Finish
NT-301 = 2'	B = Black
NT-302 = 4'	BZ = Bronze
NT-303* = 6'	N = Natural Metal
NT-304 = 8'	S = Silver
NT-331** = 12'	W = White

* = not available in Bronze

** = not available in Bronze or Natural Metal

Two-Circuit Track

Length	Finish
NT-2302 = 4'	B = Black
NT-2303 = 6'	S = Silver
NT-2304 = 8'	W = White
NT-2331* = 12'	

* = not available in Silver

Example: NT-302B = 4' One-Circuit Track, Black finish

NT-300 and NT-2300 Series

Single and Dual Circuit Track System Accessories



Live End Feed

- **NT-316** One-Circuit
- **NT-2316*** Two-Circuit

Finish: Black (B), White (W), Silver (S)
To start a run. Add 2-3/4" to length. Left hand polarity available for daisy chaing application (NT-316L)



Live End Feed with Cover

- **NT-311** One-Circuit
- **NT-2311** Two-Circuit

Finish: Black (B), White (W), Silver (S)
Live end to start a run. Mounting hardware included.



Floating Canopy Feed

- **NT-307** One-Circuit
- **NT-2307** Two-Circuit

Finish: Black (B), White (W), Silver (S)
Connects track to existing outlet box anywhere along the track. Mounting hardware included.



Live End with Cord and Plug Set

- **NT-321** One-Circuit
- **NT-2321** Two-Circuit

Finish: Black (B), White (W), Silver (S)
Live end 10-Amp, 1200 Watts Maximum 12-foot ground cord. (Not UL Listed)



Live End Conduit Connector

- **NT-328** One-Circuit
- **NT-2328*** Two-Circuit

Finish: Black (B), White (W), Silver (S)
Accepts standard 1/2" conduit fitting. Use the surface conduit feed. trade-size conduit fitting. Left hand polarity available for daisy chain applications (NT-328L)



Live End Feed w/Canopy

- **NT-352** One-Circuit
- **NT-2352** Two-Circuit

Finish: Black (B), White (W), Silver (S)
Live ends to start a run. Mounting hardware included.



Current Limiting Live End Feed with Circuit Breaker

- **NT-348** / __ One-Circuit
- **NT-2348** / __ Two-Circuit

Finish: Black (B), White (W), Silver (S)
Breaker: 0.5A, 1A, 2.5A, 5A, 7.5A, 10A, 12A, 14A
To start a run and includes an On/Off switch



Current Limiting In-Line Feed with Circuit Breaker

- **NT-358** / __ One-Circuit
- **NT-2358** / __ Two-Circuit

Finish: Black (B), White (W), Silver (S)
Breaker: 1A, 2.5A, 5A, 7.5A, 10A, 12A, 14A
Joins two track section together and includes an On/Off switch



T-Bar End Feed

- **NT-348** One-Circuit
- **NT-2348** Two-Circuit

Finish: Black (B), White (W), Silver (S)
To start a run. Top 3 knock-outs. Mounting hardware included.



Straight Connector

- **NT-310** One-Circuit
- **NT-2310** Two-Circuit

Finish: Black (B), White (W), Silver (S)
Joins two track sections end to end. Cannot be used a power feed. Add 1/8" to length.



Flexible Connector

- **NT-309** One-Circuit
- **NT-2309** Two-Circuit

Finish: Black (B), White (W), Silver (S)
Connecting two tracks at any angle up to 90°. Can be used as a power feed. Add 7-1/2" to length.



I-Connector

- **NT-312** One-Circuit
- **NT-2312** Two-Circuit

Finish: Black (B), White (W), Silver (S)
Can be power feed. Joins two track sections together end to end. Add 4" to length.



L-Connector

- **NT-313** One-Circuit
- **NT-2313*** Two-Circuit

Finish: Black (B), White (W), Silver (S)
Connects two track sections at a 90°angle. Field adjustable for right or left hand application. Cover included to change to I-Connector application.



T-Connector

- **NT-314** One-Circuit
- **NT-2314*** Two-Circuit

Finish: Black (B), White (W), Silver (S)
Can be power feed. Connects three sections in a T configuration.



X-Connector

- **NT-315** One-Circuit
- **NT-2315** Two-Circuit

Finish: Black (B), White (W), Silver (S)
Can be power feed. To connect 4 track sections in a cross configuration. Add 4" to length.



Dead End Cap

- **NT-318** One-Circuit
- **NT-2318*** Two-Circuit

Finish: Black (B), White (W), Silver (S)
To end a run. Two are included with each track

* Note: All two-circuit track connectors are supplied as right polarity, for left polarity add "L" suffix

NT-300 and NT-2300 Series
Single and Dual Circuit Track System Accessories



Pendant Assembly Kit

■ NT-305	18"
■ NT-306	24"
■ NT-336	36"
■ NT-329	48"

Finish: Black (B), White (W), Silver (S)
Suspends track from ceiling. 4' maximum between pendants.



Replacement Stem

■ NRA-132/24	24"
■ NRA-132/48	48"
■ NRA-132/72	72"
■ NRA-132/96	96"
■ NRA-82	Stem Coupler

Finish: Black (B), White (W), Silver (S)
To replace existing or field damaged stem in a pendant assembly kit
Use NRA-82 coupler to join two stems together



Slope Pendant Adapter

■ **NT-349**
Finish: Black (B), White (W), Silver (S)
Allows pendant assembly kit (NT-305, NT-306, NT-336, NT-329) to hang straight down from ceiling.
Can be used to feed power to track.



Aircraft Cable Suspension Kit

■ NT-355/8	8'
■ NT-355/20	20'

Suspends track from high ceiling applications with 1/4" - 20 threaded coupling. Supplied with T-bar mounting clip, ceiling plate, aircraft cable and couplers



Wire Way Cover

■ **NT-326** One or Two Circuit
Finish: Black (B), White (W), Silver (S)
For track to be wired through stem. Use one for each live end used



Outlet Box Cover

■ **NT-320**
Finish: Black (B), White (W), Silver (S)
Can be used at any feed connection live, straight, L, T or X. Screws included



T-Bar Attachment Clip

■ **NT-332** 15/16"
To attach track to T-Bar drop ceiling.



Cord and Plug Set

■ **NT-327**
Finish: Black (B), White (W), Silver (S)
Allows a power outlet to be placed on the track. (Not UL Listed)



Utility Hook

■ **NT-308**
Finish: Black (B), White (W), Silver (S)
For chain hung fixture up to 30 lbs. Can be used as power feed.



Pendant Adapter

■ **NT-368**
Finish: Black (B), White (W), Silver (S)
Allows a pendant to be powered from track. Adapter extends 2" from the track.

NT-300 and NT-2300 Series
Single and Dual Circuit Track System Accessories



Versa QuickJack Adaptor
NT-370

Finish: Black (B), White (W), Silver (S)
Contains female QuickJack adapter. Accepts all fixtures with male QuickJack adapter.
Includes electronic transformer/Driver rated for 0-60W



Extension Rod
NT-322 18" w/Connectors

NT-323 24" w/Connectors
NT-324 36" w/Connectors
NT-325 48" w/Connectors
Finish: Black (B), White (W), Silver (S)
Extends track fixture from track. Also available by special order, factory installed extension rods to 48"



18" Flexible Extension Rod
NT-330 18"

Finish: Black (B), White (W), Silver (S)
For use only with NTH-618. Extends track fixture from track. Can NOT be used with NTL-200 series low voltage track fixtures



Slope Adapter
NT-333 H Fixture to H Track
NT-334 J Fixture to H Track
NT-335 H Fixture to J Track

Finish: Black (B), White (W), Silver (S)
For use on slope ceiling



Monopoint for Line Voltage Fixtures

NT-319 Square
NT-366 Round

Finish: Black (B), White (W), Silver (S)
Allows the installation of line voltage track fixture/pendant without a track - not suitable for all products. Mounts permanently to outlet box



Monopoint for Versa Low Voltage Fixtures

NT-337 Square
Finish: Black (B), White (W), Silver (S)
Allows the installation of one NTL-200 Versa series track fixture without a track. Mounts permanently to outlet box. 10lbs. max weight.



Monopoint for Double Locking Adapter

NT-380 Round
Finish: Black (B), White (W)
Allows the installation of double locking track fixture without a track - not suitable for all products. Mounts permanently to outlet box. Compatible fixtures: NTE-854, NTE-855, NTE-880, NTH-910, NTH-920, NTH-930